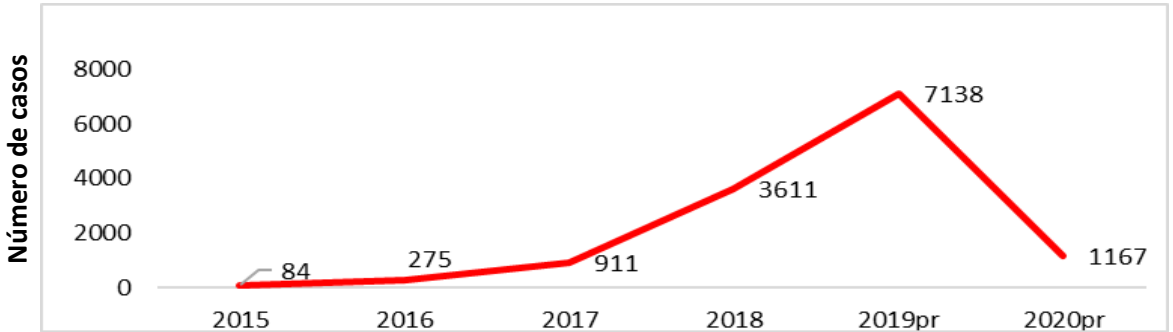


1

Nacimientos de Venezuela atendidos en Norte de Santander 2015-2016-2017 -2018-2019Pr-2020 con corte (29 /02/ 2020)

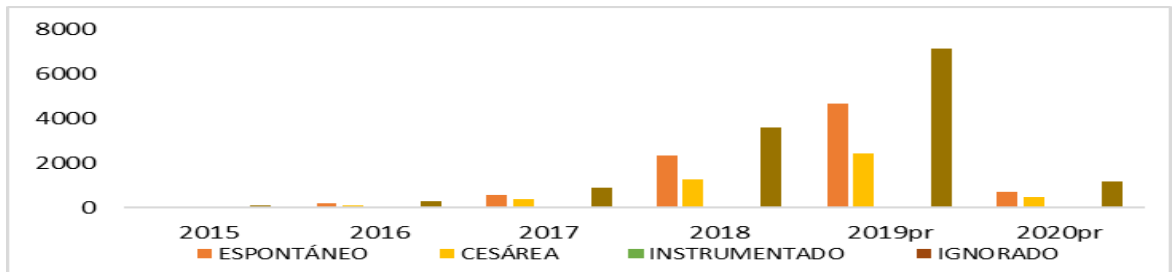


| Pais de residencia de la madre y origen de la madre venezolana | 2015 | 2016 | 2017 | 2018 | 2019pr | 2020pr |
|--|-----------|------------|------------|-------------|-------------|-------------|
| COLOMBIA | 77 | 221 | 721 | 2489 | 3943 | 756 |
| VENEZUELA | 7 | 54 | 190 | 1122 | 3195 | 411 |
| Total | 84 | 275 | 911 | 3611 | 7138 | 1167 |

Fuente: Base RUAF-ND

2

Nacimientos de Venezuela atendidos en Norte de Santander Según tipo de parto Santander 2015-2016-2017 -2018-2019Pr-2020 con corte (29 /02/ 2020)

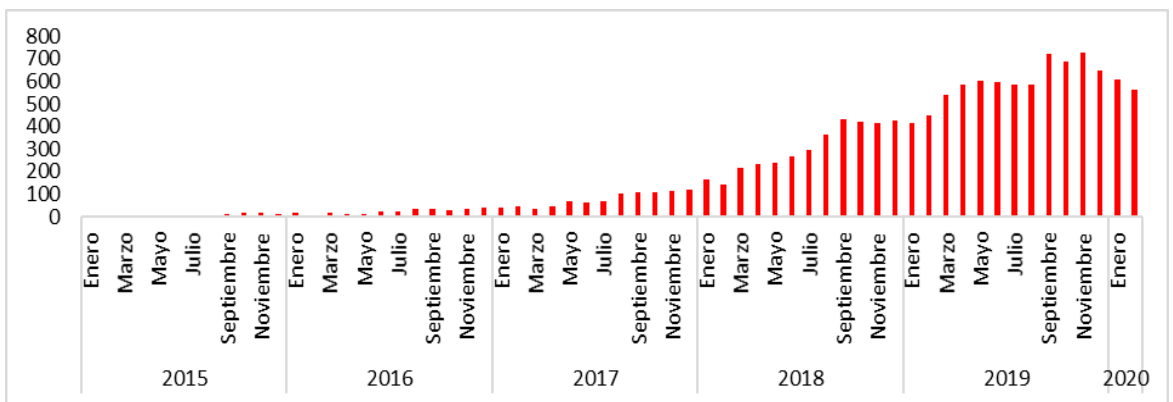


| Tipo de Parto | 2015 | 2016 | 2017 | 2018 | 2019pr | 2020pr |
|----------------------|-----------|------------|------------|-------------|-------------|-------------|
| ESPONTÁNEO | 46 | 172 | 547 | 2334 | 4671 | 716 |
| CESÁREA | 36 | 101 | 358 | 1246 | 2435 | 450 |
| INSTRUMENTADO | 2 | 2 | 6 | 30 | 30 | 1 |
| IGNORADO | | | | 1 | 2 | |
| Total general | 84 | 275 | 911 | 3611 | 7138 | 1167 |

Fuente: Base RUAF-ND

3.

Nacimientos de Venezuela atendidos en Norte de Santander por meses Santander 2015-2016-2017 -2018-2019Pr-2020 con corte (29 /02/ 2020).



4

Pertenencia étnica de la Madre



38
0,28%



13
0,09%



13,133
99,59%



1
0,008%

5

Sexo de Recién Nacidos



6404
48,56%



6782
51,43%



6

| Municipio ips que atendió el parto | 2015 | 2016 | 2017 | 2018 | 2019 | 2020 | Total |
|--|-----------|------------|------------|-------------|-------------|------------|--------------|
| CÚCUTA | 63 | 239 | 775 | 3047 | 5740 | 998 | 10862 |
| 540010037101 E.S.E HOSPITAL UNIVERSITARIO ERASMO MEOZ | 45 | 212 | 734 | 2944 | 5316 | 906 | 10157 |
| 540010234901 CLINICA MEDICAL DUARTE | 1 | 2 | 10 | 29 | 170 | 32 | 244 |
| 540010060304 CLINICA SANTA ANA S.A. | 1 | 6 | 8 | 20 | 71 | 9 | 115 |
| 540010086104 UNIDAD BASICA LA LIBERTAD | | | | 12 | 35 | 19 | 66 |
| 540010047001 CLINICA SAN JOSE DE CUCUTA SA | 1 | 3 | 6 | 6 | 30 | 9 | 55 |
| 540010086103 UNIDAD BASICA DE COMUNEROS | | | | 5 | 29 | 10 | 44 |
| 540010086107 I.P.S. AGUA CLARA | | | | 1 | 12 | 4 | 41 |
| 540010081001 CLINICA NORTE S.A. | 8 | 9 | 5 | 4 | 11 | 2 | 39 |
| 540010086105 POLICLINICO DE JUAN ATALAYA | | | | 5 | 4 | 23 | 4 |
| 540010086121 I.P.S. LOMA DE BOLIVAR | | | | | 5 | 17 | 22 |
| 540010082801 CLINICA LOS ANDES LTDA. | | 2 | 1 | 4 | 8 | 1 | 16 |
| 540010060301 CLÍNICA SANTA ANA S.A. | 3 | | 1 | | 4 | 1 | 9 |
| 540010086102 UNIDAD BASICA PUENTE BARCO LEONES | 1 | | 1 | 2 | 2 | 1 | 7 |
| 540010064401 CLINICA METROPOLITANA COMFANORTE IPS | 2 | 2 | 1 | | | | 5 |
| 540010042701 CLINICA CEGINOB LTDA | | | 1 | 2 | | | 3 |
| 540010179501 CLINICA SALUDCOOP LA SALLE | 1 | 2 | | | | | 3 |
| OCAÑA | 12 | 15 | 49 | 197 | 551 | 72 | 896 |
| 544980054701 EMPRESA SOCIAL DEL ESTADO HOSPITAL EMIRO QUINTERO CAÑIZARES | 11 | 15 | 48 | 197 | 549 | 70 | 890 |
| 544980060601 CLINICA Y DROGUERIA NTRA SRA DE TORCOROMA LTDA | 1 | | 1 | | 2 | 2 | 6 |
| TIBÚ | 1 | 2 | 28 | 149 | 382 | 41 | 603 |
| 548100107301 IPS HOSPITAL SAN JOSE DE TIBU | | 2 | 24 | 130 | 283 | 39 | 478 |
| 548100107303 CENTRO DE SALUD LA GABARRA | 1 | | 3 | 16 | 99 | 2 | 121 |
| (en blanco) | | | 1 | 3 | | | 4 |
| PAMPLONA | 2 | 8 | 19 | 84 | 158 | 19 | 290 |
| 545180037201 HOSPITAL SAN JUAN DE DIOS DE PAMPLONA | 2 | 8 | 19 | 83 | 156 | 19 | 287 |
| 545180053901 SOCIEDAD CLINICA PAMPLONA LTDA | | | | 1 | 2 | | 3 |
| EL TARRA | 1 | | 5 | 34 | 65 | 5 | 110 |
| 542500107313 CENTRO DE SALUD EL TARRA | | | | 4 | 29 | 4 | 99 |
| (en blanco) | 1 | | 1 | 5 | 3 | 1 | 11 |
| VILLA DEL ROSARIO | | | 5 | 17 | 41 | 4 | 67 |
| 548740097301 E.S.E.HOSPITAL LOCAL VILLA DEL ROSARIO | | | 5 | 17 | 41 | 4 | 67 |
| PUERTO SANTANDER | | | 2 | 9 | 46 | 8 | 65 |
| 545530107308 CENTRO DE SALUD PUERTO SANTANDER | | | 2 | 9 | 46 | 8 | 65 |
| LOS PATIOS | 2 | 2 | 8 | 10 | 30 | 4 | 56 |
| 544050188801 CENTRO MEDICO LA SAMARITANA LTDA | 2 | 1 | 6 | 4 | 15 | 2 | 30 |
| 544050100801 ESE HOSPITAL LOCAL MUNICIPIO DE LOS PATIOS | | 1 | 2 | 6 | 15 | 2 | 26 |
| SARDINATA | | 1 | 8 | 26 | 8 | 43 | |
| 547200107309 IPS HOSPITAL SAN MARTIN | | 1 | | 8 | 25 | 7 | 41 |
| 547200107310 CENTRO DE SALUD LAS MERCEDES | | | | | 1 | 1 | 2 |
| ÁBREGO | 2 | 2 | 4 | 14 | 19 | | 41 |
| 540030102001 E.S.E HOSPITAL REGIONAL NOROCCIDENTAL ABREGO | 2 | 2 | 4 | 14 | 18 | | 40 |
| (en blanco) | | | | | 1 | | 1 |
| TEORAMA | | 1 | 1 | 7 | 11 | 3 | 23 |
| 548000102020 IPS SAN PABLO | | | | 3 | 11 | 3 | 17 |
| (en blanco) | | 1 | 1 | 4 | | | 6 |
| CONVENCIÓN | | | 1 | 5 | 12 | 1 | 19 |
| 542060102014 IPS CONVENCIÓN | | | 1 | 4 | 12 | 1 | 18 |
| (en blanco) | | | | 1 | | | 1 |
| EL ZULIA | | | 3 | 7 | 7 | 1 | 18 |
| 542610093901 ESE HOSPITAL JUAN LUIS LONDOÑO | | | 3 | 7 | 7 | 1 | 18 |
| CHINÁCOTA | | | 2 | 3 | 10 | | 15 |
| 541720108301 E. S. E. HOSPITAL REGIONAL SUR ORIENTAL- CHINACOTA | | | 2 | 3 | 9 | | 14 |
| (en blanco) | | | | | 1 | | 1 |
| TOLEDO | | 2 | 1 | 1 | 5 | | 9 |
| 548200108306 I.P.S. TOLEDO | | 1 | | | 3 | | 4 |
| 548200108307 PUESTO DE SALUD SAN BERNARDO | | 1 | | | 2 | | 3 |
| 548200108309 CENTRO DE SALUD GIBRALTAR | | | | 1 | | | 1 |
| 548200108308 CENTRO DE SALUD SAMORE | | | | | 1 | | 1 |
| ARBOLEDAS | | 1 | 1 | 2 | 4 | | 8 |
| 540510102104 HOSPITAL SAN JUAN DE DIOS | | 1 | 1 | 2 | 4 | | 8 |
| LOURDES | | | 2 | 1 | 3 | 1 | 7 |
| 544180102106 CENTRO DE SALUD LOURDES | | | 2 | 1 | 3 | 1 | 7 |
| CHITAGÁ | | | | 2 | 5 | | 7 |
| 541740037205 CENTRO DE SALUD DE CHITAGA | | | | 2 | 5 | | 7 |
| BOCHALEMA | | | | | 4 | 2 | 6 |
| 540990108303 CENTRO DE SALUD BOCHALEMA | | | | | 4 | 2 | 6 |
| SILOS | | | | 4 | 2 | | 6 |
| 547430037207 CENTRO DE SALUD DE SILOS | | | | 4 | 2 | | 6 |
| SAN CALIXTO | 1 | | | 3 | 1 | | 5 |
| 546700054707 ESE HOSPITAL EMIRO QUINTERO CAÑIZAREZ - CENTRO DE SALUD SAN CALIXTO | 1 | | | 1 | 1 | | 3 |
| (en blanco) | | | | | 2 | | 2 |
| SALAZAR | | | 1 | | 3 | | 4 |
| (en blanco) | | | | | | 2 | 2 |
| 546600102103 HOSPITAL NUESTRA SEÑORA DE BELEN | | | 1 | | 1 | | 2 |
| HACARÍ | | | 1 | 1 | 2 | | 4 |
| 543440054709 ESE HOSPITAL EMIRO QUINTERO CAÑIZAREZ - CENTRO DESALUD DE HACARI | | | 1 | 1 | 1 | | 3 |
| (en blanco) | | | | | | 1 | 1 |

Fuente: Base RUAF-ND

6

| Municipio ips que atendio el parto | 2015 | 2016 | 2017 | 2018 | 2019 | 2020 | Total |
|---|-----------|------------|------------|-------------|-------------|-------------|--------------|
| DURANIA | | | | 1 | 1 | 2 | 4 |
| 542390108305 I.P.S. DURANIA (en blanco) | | | | 1 | | 2 | 3 |
| | | | | | 1 | | 1 |
| RAGONVALIA | | | | 1 | | 3 | 4 |
| 545990108302 CENTRO DE SALUD RAGONVALIA | | | | 1 | | 3 | 4 |
| EL CARMEN | | | | | 1 | 3 | 4 |
| 542450102016 IPS EL CARMEN | | | | | 1 | 3 | 4 |
| LA PLAYA | | | 1 | 1 | 1 | | 3 |
| (en blanco) | | | 1 | 1 | 1 | | 3 |
| BUCARASICA | | | | | 2 | | 2 |
| (en blanco) | | | | | 2 | | 2 |
| HERRÁN | | | | | | 1 | 1 |
| 543470135501 E.S.E JOAQUIN EMIRO ESCOBAR | | | | | | 1 | 1 |
| VILLA CARO | | | | | | 1 | 1 |
| 548710102105 CENTRO DE SALUD VILLA CARO | | | | | | 1 | 1 |
| LA ESPERANZA | | | | | | 1 | 1 |
| 543850064104 IPS CENTRO DE SALUD LA ESPERANZA | | | | | | 1 | 1 |
| SAN CAYETANO | | | | | 1 | | 1 |
| 546730102108 CENTRO DE SALUD SAN CAYETANO | | | | | 1 | | 1 |
| SANTIAGO | | | | | | 1 | 1 |
| 546800102107 CENTRO DE SALUD DE SANTIAGO | | | | | | 1 | 1 |
| Total general | 84 | 275 | 911 | 3611 | 7138 | 1167 | 13186 |

7

| Municipio | 2015 | 2016 | 2017 | 2018 | 2019pr | 2020pr | Total | % |
|-------------------|-----------|------------|------------|-------------|-------------|-------------|--------------|----------------|
| CÚCUTA | 63 | 239 | 775 | 3047 | 5740 | 998 | 10862 | 82,38% |
| OCAÑA | 12 | 15 | 49 | 197 | 551 | 72 | 896 | 6,80% |
| TIBÚ | 1 | 2 | 28 | 149 | 382 | 41 | 603 | 4,57% |
| PAMPLONA | 2 | 8 | 19 | 84 | 158 | 19 | 290 | 2,20% |
| EL TARRA | 1 | | 5 | 34 | 65 | 5 | 110 | 0,83% |
| VILLA DEL ROSARIO | | | 5 | 17 | 41 | 4 | 67 | 0,51% |
| PUERTO SANTANDER | | | 2 | 9 | 46 | 8 | 65 | 0,49% |
| LOS PATIOS | 2 | 2 | 8 | 10 | 30 | 4 | 56 | 0,42% |
| SARDINATA | | 1 | | 8 | 26 | 8 | 43 | 0,33% |
| ÁBREGO | 2 | 2 | 4 | 14 | 19 | | 41 | 0,31% |
| TEORAMA | | 1 | 1 | 7 | 11 | 3 | 23 | 0,17% |
| CONVENCIÓN | | | 1 | 5 | 12 | 1 | 19 | 0,14% |
| EL ZULIA | | | 3 | 7 | 7 | 1 | 18 | 0,14% |
| CHINÁCOTA | | | 2 | 3 | 10 | | 15 | 0,11% |
| TOLEDO | | 2 | 1 | 1 | 5 | | 9 | 0,07% |
| ARBOLEDAS | | 1 | 1 | 2 | 4 | | 8 | 0,06% |
| LOURDES | | | 2 | 1 | 3 | 1 | 7 | 0,05% |
| CHITAGÁ | | | | 2 | 5 | | 7 | 0,05% |
| BOCHALEMA | | | | | 4 | 2 | 6 | 0,05% |
| SILOS | | | | 4 | 2 | | 6 | 0,05% |
| SAN CALIXTO | 1 | | | 3 | 1 | | 5 | 0,04% |
| SALAZAR | | | 1 | | 3 | | 4 | 0,03% |
| HACARÍ | | | 1 | 1 | 2 | | 4 | 0,03% |
| DURANIA | | | 1 | 1 | 2 | | 4 | 0,03% |
| RAGONVALIA | | | 1 | | 3 | | 4 | 0,03% |
| EL CARMEN | | | | 1 | 3 | | 4 | 0,03% |
| LA PLAYA | | 1 | 1 | 1 | | | 3 | 0,02% |
| BUCARASICA | | | | 2 | | | 2 | 0,02% |
| HERRÁN | | | | | 1 | | 1 | 0,01% |
| VILLA CARO | | 1 | | | | | 1 | 0,01% |
| LA ESPERANZA | | | | | 1 | | 1 | 0,01% |
| SAN CAYETANO | | | | 1 | | | 1 | 0,01% |
| SANTIAGO | | | | | 1 | | 1 | 0,01% |
| Total | 84 | 275 | 911 | 3611 | 7138 | 1167 | 13186 | 100,00% |

Fuente: Base RUAF-ND